

| DWG NO. | DRAWING | REV | DATE AND TIME |
|---------|--|-----|--------------------|
| A000 | COVER PAGE | 05 | 3/04/2024 11:03 AM |
| A101a | LOCATION PLAN 1 | 06 | 3/04/2024 11:03 AM |
| A103 | EXISTING CONDITIONS | 03 | 3/04/2024 11:03 AM |
| A104 | EXISTING SITE PLAN | 03 | 3/04/2024 11:03 AM |
| A105 | PROPOSED SITE PLAN | 07 | 3/04/2024 11:03 AM |
| A106 | PROPOSED SITE PLAN: EXISTING CROSSINGS | 03 | 3/04/2024 11:03 AM |
| A201 | EXISTING / DEMOLITION GROUND FLOOR | 03 | 3/04/2024 11:03 AM |
| A202 | GROUND FLOOR PLAN 1:200 | 03 | 3/04/2024 11:03 AM |
| A203 | GROUND FLOOR PLAN 1:100 | 07 | 3/04/2024 11:03 AM |
| A205 | ROOF PLAN | 05 | 3/04/2024 11:03 AM |
| A206 | PROPOSED CAR PARKING PLAN 1 | 04 | 3/04/2024 11:03 AM |
| A301 | ELEVATIONS | 05 | 3/04/2024 11:03 AM |
| A302 | ELEVATIONS | 05 | 3/04/2024 11:03 AM |
| A303 | SECTION 1 | 04 | 3/04/2024 11:03 AM |
| A701 | PERSPECTIVE VIEW | 05 | 3/04/2024 11:03 AM |
| A702 | PERSPECTIVE VIEW | 05 | 3/04/2024 11:03 AM |
| A703 | PERSPECTIVE VIEW | 05 | 3/04/2024 11:03 AM |
| A704 | PERSPECTIVE VIEW | 05 | 3/04/2024 11:03 AM |
| A705 | PERSPECTIVE VIEW | 05 | 3/04/2024 11:03 AM |
| A706 | CAR PARKING PERSPECTIVE 1 | 04 | 3/04/2024 11:03 AM |



NCC BUILDING CLASSIFICATION(S):
CLASS 5 (OFFICE)

BAL ASSESSMENT: N/A
(AS3959-2018)

EX. FLOOR AREA: 525.2m²
NEW GROUND FLOOR: 59.4m²
TOTAL AREA: 584.6m²

EX PAVING: 129m²
NEW PAVING: 11m²

PLANNING ZONE:
12. VILLAGE

LAND TITLE REF:
250577/1 AND 10924/1

PROPERTY ID: 6430538

SOIL CLASSIFICATION: CLASS M
(AS2870-2011)

WIND CLASSIFICATION: N2
(AS4055-2012)

CLIMATE ZONE: 7
(NCC 2019)

ALPINE AREA: N/A
(NCC 2019)

CORROSION ENV: C3 MEDIUM
(AS4312-2008)

DRAWINGS TO BE READ IN CONJUNCTION WITH ANY WRITTEN SPECIFICATIONS AND ANY ASSOCIATED DOCUMENTATION PREPARED BY SUB-CONSULTANTS

BOUNDARY INFORMATION AND CONTOURS HAVE BEEN SOURCED FROM THE LIST AND ELVIS FOUNDATION SPATIAL DATA AND IS APPROXIMATE.

WRITTEN DIMENSIONS TAKE PRECEDENCE OVER SCALED DIMENSIONS

DIMENSIONS IN MILLIMETRES UNLESS NOTED OTHERWISE

DOCUMENTATION IS SUBJECT TO STATUTORY APPROVALS

THIS DESIGN IS INTENDED TO BE BUILT ONLY ONCE AND ONLY ON THE SITE THAT THE DESIGN WAS PREPARED FOR

IMPORTANT
WORKS ARE TO BE IN ACCORDANCE WITH THE APPLICABLE AUSTRALIAN STANDARDS, CONSTRUCTION CODES (NCC) & REQUIREMENTS OF ANY RELEVANT LOCAL AUTHORITIES

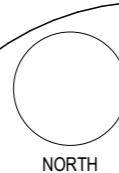
| STANDARD ABBREVIATIONS | | | | | |
|------------------------|---|--------|-----------------------------|------|---------------------------------|
| AIR/C: | AIR-CONDITIONING UNIT | DRW: | DRAWER | HBL: | HIGH-BAY LIGHT |
| ACP: | ALUMINIUM COMPOSITE PANEL: (ALUCOBOND 'PLUS' OR 'AZ ONLY') | DW: | DISHWASHER | HC: | HOSE COCK |
| AG: | AWNING GLASS | DY: | DRYER | HDY: | HAND DRYER |
| B: | BENCH | EML: | EMERGENCY LIGHT | HG: | HINGED GLASS |
| BH: | BULKHEAD | EX: | EXISTING | HK: | COAT HOOK |
| BL: | BLOCKWORK | EQ: | EQUAL | HL: | COMBINATION HEAT / LIGHT / FAN |
| BOL: | BOLLARD | F/FRZ: | FRIDGE / FREEZER | HR: | HANDRAIL / GRAB-RAIL |
| BPZ: | BUILDING PROTECTION ZONE | FAN: | EXTRACTION / EXHAUST FAN | HTR: | HEATER |
| BR: | BRICKWORK | FBL: | FIRE BLANKET | HWC: | HOT WATER CYLINDER |
| BTH: | BATH | FC: | FIBRE CEMENT SHEET | IO: | INSPECTION OPENING |
| CF: | CEILING FAN | FE: | FIRE EXTINGUISHER | JU: | JOINERY UNIT |
| CK: | COOK-TOP / COOKER | FFL: | FINISHED FLOOR LEVEL | KB: | KICKBOARD |
| CJ: | CONTROL JOINT | FG: | FIXED GLASS | LAM: | LAMINATE |
| CL: | CEILING LEVEL | FH: | FIRE HYDRANT | LG: | LOUVERED GLASS |
| CM: | COFFEE MACHINE | FHR: | FIRE HOSE REEL | LT: | LIGHT (SURFACE MOUNTED) |
| COL: | COLUMN | FL: | FLASHING | MH: | MANHOLE |
| CON: | EXPOSED CONCRETE (P-POLISHED) | FMBZ: | FUEL MODIFIED BUFFER ZONE | MRS: | METAL ROOF SHEETING |
| CPT: | CARPET | FPB: | FIRE RESISTANT PLASTERBOARD | MSB: | MAIN SWITCH BOARD |
| CUPB: | CUPBOARD | FRZ: | FREEZER | MW: | MICROWAVE OVEN |
| D: | DOOR / AND OR / DETAIL | FT: | FLURO TUBE LIGHT | MWS: | METAL WALL SHEETING |
| DB: | DISTRIBUTION BOARD | FW: | FLOOR WASTE | NGL: | NATURAL GROUND LINE |
| DL: | DOWNLIGHT (RECESSED) | G: | GATE | O/A: | OVER ALL |
| DP: | DOWNPIPE | GF: | GROUND FLOOR | O/B: | OVER BENCH |
| | | GPO: | GENERAL POWER OUTLET | O/H: | OVERHEAD (STORAGE) |
| | | GR: | GRAB RAIL | ORG: | OVERFLOW RELIEF GULLY |
| | | | | OV: | OVEN |
| | | | | PB: | PLASTERBOARD |
| | | | | PC: | POLYCARBONATE SHEET |
| | | | | P/D: | PHONE / DATA OUTLET |
| | | | | PL: | PENDENT LIGHT |
| | | | | PLY: | PLYWOOD SHEET |
| | | | | PTD: | PAPER TOWEL DISPENSER |
| | | | | PTY: | PANTRY |
| | | | | PV: | PHOTOVOLTAIC PANELS (SOLAR) |
| | | | | RC: | RIDGE CAPPING (FLASHING) |
| | | | | RHD: | RANGE-HOOD |
| | | | | RL: | RELATIVE LEVEL |
| | | | | RV: | ROOF VENT |
| | | | | RM: | ROOM |
| | | | | SD: | SMOKE DETECTOR |
| | | | | SF: | SOFT-FALL RUBBER |
| | | | | SH: | SHED / OUTBUILDING |
| | | | | SHF: | SHELF (A/ ADJUSTABLE) (F/FIXED) |
| | | | | SHR: | SHOWER |
| | | | | SK: | SINK |
| | | | | SKT: | SKIRTING |
| | | | | SL: | SLIDING GLASS |
| | | | | SPL: | SPOT LIGHT |
| | | | | SS: | STAINLESS STEEL |
| | | | | TBR: | TIMBER |
| | | | | TLE: | TILE |
| | | | | TR: | TOWEL RAIL |
| | | | | TRH: | TOILET ROLL HOLDER |
| | | | | TUB: | LAUNDRY TROUGH / TUB |
| | | | | TV: | TELEVISION OUTLET |
| | | | | UB: | UNDER BENCH |
| | | | | URL: | URINAL |
| | | | | VB: | VANITY BASIN |
| | | | | VP: | VENT PIPE |
| | | | | VSS: | VERTICAL SEWER STACK |
| | | | | VYL: | VINYL |
| | | | | W: | WINDOW |
| | | | | WC: | TOILET |
| | | | | WIR: | WALK IN ROBE |
| | | | | WDH: | WOOD-HEATER / FIRE |
| | | | | WL: | WALL LIGHT |
| | | | | WM: | WASHING MACHINE |
| | | | | WP: | WEATHERPROOF POWER OUTLET |
| | | | | WPB: | WATER RESISTANT PLASTERBOARD |
| | | | | WT: | WALL TYPE |
| | | | | WHT: | WATER HARVESTING TANK |
| | | | | 1F: | 1ST FLOOR |

DEVELOPMENT APPLICATION: FIAAI BUILDING EXPANSION
(CT 250577/1)

CBM Sustainable Design

LTN: 51 York Street, PO Box 1971, Launceston TAS 7250
HBT: 1 Kyeema Place, Cambridge TAS 7170
VIC: Level 14, 390 St Kilda Road, Melbourne VIC 3004
NSW: Impact Centre, 19 Chetwynd Road, Erina NSW 2250

P: +613 6332 6988 E: info@cbmgroup.com.au A: CC1113Z



FIAAI CENTRE EXPANSION

16 WEST STREET LADY BARRON TAS 7255

FLINDERS ISLAND ABORIGINAL ASSOCIATION INC.

SCALE:
(A3)

| REV | AMENDMENT | DATE |
|-----|---|------------|
| 02 | SKETCH DESIGN VERSION 2 | 27/09/2023 |
| 03 | DEVELOPMENT APPLICATION | 1/11/2023 |
| 04 | DEVELOPMENT APPLICATION: FIAAI BUILDING EXPANSION AND CARPARK | 18/03/2024 |
| 05 | DEVELOPMENT APPLICATION: CARPARK REMOVED | 3/04/2024 |

| |
|---|
| ISSUED BY: dstanford |
| DRAWN BY: John Dingemans, Daniel Stanford |
| APPROVED BY: |

COVER PAGE

DWG: **A000**

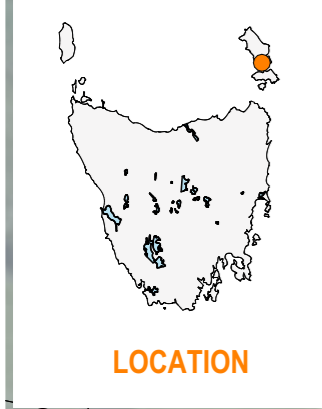
PROJECT: **P23029**

REV: **05**



www.cbmsustainabledesign.com.au

copyright 2023



SITE LOCATION:

FIAAI CULTURE CENTRE
16 WEST STREET
LADY BARRON
TAS 7255
PROPERTY ID: 6430538
TITLE REFERENCE: 250577/1
PLANNING APPLICATION:
BUILDING EXTENSION

16 WEST ST
LADY BARRON TAS 7255
PROPERTY ID: 6430538
TITLE REFERENCE: 10924/1

16 WEST ST
LADY BARRON TAS 7255
PROPERTY ID: 6430538
TITLE REFERENCE: 250577/1

FIAAI CENTRE SITE
16 WEST ST LADY BARRON TAS 7255
PROPERTY ID: 6430538
TITLE REFERENCE: 250577/1

SITE AREA:
4,607.64m²

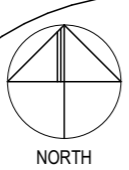
SITE AREA:
1,551.91m²

SITE AREA:
42,591.86m²

- BAL ASSESSMENT: N/A
(AS3959-2018)
- PLANNING ZONE:
12. VILLAGE
- SOME ITEMS LISTED BELOW MAY
NOT BE APPLICABLE
- REFER MATERIALS & FINISHES
SCHEDULE FOR FURTHER DETAIL
- BOL: BOLLARD
EX: EXISTING
FH: FIRE HYDRANT
FL: FLOOR LEVEL
MH: MANHOLE
RL: RELATIVE LEVEL
SH: SHED / OUTBUILDING
WHT: WATER HARVESTING TANK
- AG: AG-DRAIN
 - COM: COMMS LINE
 - G: GAS LINE
 - HV: HV POWER LINE
 - LV: LV POWER LINE
 - S: SEWER LINE
 - SW: STORMWATER
 - W: WATER LINE
- LEVELS AND DIMENSIONS TO BE
CONFIRMED ON SITE
- UTILITY CONNECTION LOCATIONS
TO BE CONFIRMED ON SITE
- SITE ACCESS TO BE PROVIDED WITH
APPLICABLE TURNING AND
TRANSITION REQUIREMENTS
- PRODUCTS AND SYSTEMS TO BE
INSTALLED AND / OR USED AS PER
MANUFACTURER'S INSTRUCTIONS
- IMPORTANT**
WORKS ARE TO BE IN ACCORDANCE
WITH THE APPLICABLE AUSTRALIAN
STANDARDS, CONSTRUCTION
CODES (NCC) & REQUIREMENTS OF
ANY RELEVANT LOCAL AUTHORITIES

LOCATION PLAN 1
1:2000

CBM Sustainable Design
LTN: 51 York Street, PO Box 1971, Launceston TAS 7250
HBT: 1 Kyeema Place, Cambridge TAS 7170
VIC: Level 14, 390 St Kilda Road, Melbourne VIC 3004
NSW: Impact Centre, 19 Chetwynd Road, Erina NSW 2250
P: +613 6332 6988 E: info@cbmgroup.com.au A: CC1113Z



FIAAI CENTRE EXPANSION
16 WEST STREET LADY BARRON TAS 7255
FLINDERS ISLAND ABORIGINAL ASSOCIATION INC.

SCALE:
1:2000 (A3)

| REV | AMENDMENT | DATE |
|-----|---|------------|
| 03 | DEVELOPMENT APPLICATION | 1/11/2023 |
| 04 | DEVELOPMENT APPLICATION: CARPARK ADJUSTMENTS 2 | 12/02/2024 |
| 05 | DEVELOPMENT APPLICATION: FIAAI BUILDING EXPANSION AND CARPARK | 18/03/2024 |
| 06 | DEVELOPMENT APPLICATION: CARPARK REMOVED | 3/04/2024 |

ISSUED BY:
dstanford

DRAWN BY:
**John Dingemans,
Daniel Stanford**

APPROVED BY:

LOCATION PLAN 1

DWG: **A101a**

PROJECT: **P23029**

REV: **06**



DEVELOPMENT APPLICATION: FIAAI BUILDING EXPANSION (CT 250577/1) 0m 10m 50m

EXISTING FACILITY



PHOTO 1



PHOTO 2



PHOTO 3



PHOTO 4



PHOTO 5



PHOTO 6

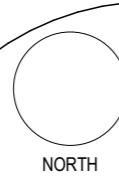
DATE OF PHOTOGRAPHS: 19TH JULY 2023

EXISTING CONDITIONS

CBM Sustainable Design

LTN: 51 York Street, PO Box 1971, Launceston TAS 7250
 HBT: 1 Kyeema Place, Cambridge TAS 7170
 VIC: Level 14, 390 St Kilda Road, Melbourne VIC 3004
 NSW: Impact Centre, 19 Chetwynd Road, Erina NSW 2250

P: +613 6332 6988 E: info@cbmgroup.com.au A: CC1113Z



FIAAI CENTRE EXPANSION

16 WEST STREET LADY BARRON TAS 7255

FLINDERS ISLAND ABORIGINAL ASSOCIATION INC.

SCALE:
(A3)

| REV | AMENDMENT | DATE |
|-----|---|------------|
| 01 | DEVELOPMENT APPLICATION | 23/11/2023 |
| 02 | DEVELOPMENT APPLICATION: FIAAI BUILDING EXPANSION AND CARPARK | 18/03/2024 |
| 03 | DEVELOPMENT APPLICATION: CARPARK REMOVED | 3/04/2024 |

DEVELOPMENT APPLICATION: FIAAI BUILDING EXPANSION (CT 250577/1)

| |
|---|
| ISSUED BY: dstanford |
| DRAWN BY: John Dingemans, Daniel Stanford |
| APPROVED BY: |

EXISTING CONDITIONS

DWG: **A103**
PROJECT: **P23029**

REV: **03**



www.cbmsustainabledesign.com.au

copyright 2023

BASE DATA FROM theLIST (www.tasmap.tas.gov.au) © STATE OF TASMANIA, AND
 ELVIS - ELEVATION AND DEPTH - FOUNDATION SPATIAL DATA (www.elevation.fsdf.org.au)



| | |
|-----------------|----------|
| BAL ASSESSMENT: | N/A |
| (AS3959-2018) | |
| SITE AREA: | 42,592m² |
| EX. FOOTPRINT: | 525.2m² |
| NEW FOOTPRINT: | 59.4m² |
| TOTAL AREA: | 584.6m² |
| SITE COVERAGE: | 1.372% |

SOME ITEMS LISTED BELOW MAY NOT BE APPLICABLE

REFER MATERIALS & FINISHES SCHEDULE FOR FURTHER DETAIL

BOL: BOLLARD
 EX: EXISTING
 FH: FIRE HYDRANT
 FL: FLOOR LEVEL
 MH: MANHOLE
 RL: RELATIVE LEVEL
 SH: SHED / OUTBUILDING
 WHT: WATER HARVESTING TANK

—AG— AG-DRAIN
 —COM— COMMS LINE
 —G— GAS LINE
 —HV— HV POWER LINE
 —LV— LV POWER LINE
 —S— SEWER LINE
 —SW— STORMWATER
 —W— WATER LINE

LEVELS AND DIMENSIONS TO BE CONFIRMED ON SITE

UTILITY CONNECTION LOCATIONS TO BE CONFIRMED ON SITE

SITE ACCESS TO BE PROVIDED WITH APPLICABLE TURNING AND TRANSITION REQUIREMENTS

VEHICLES TO ONLY BE PARKED IN DESIGNATED AREAS

CUT-OFF AND AG-DRAINS TO BE INSTALLED PRIOR TO EXCAVATION OF FOOTINGS

EXCAVATED MATERIAL TO BE PLACED UP-SLOPE OF DRAINS AND SEDIMENT FENCES INSTALLED DOWN-SLOPE OF MATERIAL

EXCAVATED MATERIAL TO BE USED WHERE SITE WORKS REQUIRE FILL, BEFORE EXCESS MATERIAL IS PROPERLY REMOVED FROM SITE

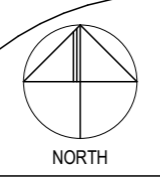
DOWNPIPES TO BE CONNECTED TO RELEVANT SYSTEM AS SOON AS ROOF IS INSTALLED

PRODUCTS AND SYSTEMS TO BE INSTALLED AND / OR USED AS PER MANUFACTURER'S INSTRUCTIONS

IMPORTANT
 WORKS ARE TO BE IN ACCORDANCE WITH THE APPLICABLE AUSTRALIAN STANDARDS, CONSTRUCTION CODES (NCC) & REQUIREMENTS OF ANY RELEVANT LOCAL AUTHORITIES

EXISTING SITE PLAN
 1:500


CBM Sustainable Design
 LTN: 51 York Street, PO Box 1971, Launceston TAS 7250
 HBT: 1 Kyeema Place, Cambridge TAS 7170
 VIC: Level 14, 390 St Kilda Road, Melbourne VIC 3004
 NSW: Impact Centre, 19 Chetwynd Road, Erina NSW 2250
 P: +613 6332 6988 E: info@cbmgroup.com.au A: CC1113Z



FIAAI CENTRE EXPANSION
 16 WEST STREET LADY BARRON TAS 7255
 FLINDERS ISLAND ABORIGINAL ASSOCIATION INC.

SCALE:
 1:500 (A3)

DEVELOPMENT APPLICATION: FIAAI BUILDING EXPANSION
 (CT 250577/1)



| REV | AMENDMENT | DATE |
|-----|---|------------|
| 01 | DEVELOPMENT APPLICATION | 23/11/2023 |
| 02 | DEVELOPMENT APPLICATION: FIAAI BUILDING EXPANSION AND CARPARK | 18/03/2024 |
| 03 | DEVELOPMENT APPLICATION: CARPARK REMOVED | 3/04/2024 |

ISSUED BY:
 dstanford
 DRAWN BY:
 John Dingemans,
 Daniel Stanford
 APPROVED BY:

EXISTING SITE PLAN
 DWG: **A104**
 PROJECT: **P23029**

REV: **03**



www.cbmsustainabledesign.com.au
 copyright 2023

BAL ASSESSMENT: N/A (AS3959-2018)

SITE AREA: 42,592m²
 EX. FOOTPRINT: 525.2m²
 NEW FOOTPRINT: 59.4m²
 TOTAL AREA: 584.6m²
 SITE COVERAGE: 1.372%

SOME ITEMS LISTED BELOW MAY NOT BE APPLICABLE

REFER MATERIALS & FINISHES SCHEDULE FOR FURTHER DETAIL

BOL: BOLLARD
 EX: EXISTING
 FH: FIRE HYDRANT
 FL: FLOOR LEVEL
 MH: MANHOLE
 RL: RELATIVE LEVEL
 SH: SHED / OUTBUILDING
 WHT: WATER HARVESTING TANK

AG-DRAIN
 COMMS LINE
 GAS LINE
 HV POWER LINE
 LV POWER LINE
 SEWER LINE
 STORMWATER
 WATER LINE

LEVELS AND DIMENSIONS TO BE CONFIRMED ON SITE

UTILITY CONNECTION LOCATIONS TO BE CONFIRMED ON SITE

SITE ACCESS TO BE PROVIDED WITH APPLICABLE TURNING AND TRANSITION REQUIREMENTS

VEHICLES TO ONLY BE PARKED IN DESIGNATED AREAS

CUT-OFF AND AG-DRAINS TO BE INSTALLED PRIOR TO EXCAVATION OF FOOTINGS

EXCAVATED MATERIAL TO BE PLACED UP-SLOPE OF DRAINS AND SEDIMENT FENCES INSTALLED DOWN-SLOPE OF MATERIAL

EXCAVATED MATERIAL TO BE USED WHERE SITE WORKS REQUIRE FILL. BEFORE EXCESS MATERIAL IS PROPERLY REMOVED FROM SITE

DOWNPIPES TO BE CONNECTED TO RELEVANT SYSTEM AS SOON AS ROOF IS INSTALLED

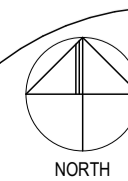
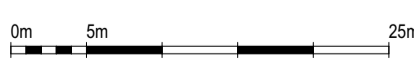
PRODUCTS AND SYSTEMS TO BE INSTALLED AND / OR USED AS PER MANUFACTURER'S INSTRUCTIONS

IMPORTANT
 WORKS ARE TO BE IN ACCORDANCE WITH THE APPLICABLE AUSTRALIAN STANDARDS, CONSTRUCTION CODES (NCC) & REQUIREMENTS OF ANY RELEVANT LOCAL AUTHORITIES



PROPOSED SITE PLAN
 1:500

DEVELOPMENT APPLICATION: FIAAI BUILDING EXPANSION (CT 2505771)



FIAAI CENTRE EXPANSION
 16 WEST STREET LADY BARRON TAS 7255
 FLINDERS ISLAND ABORIGINAL ASSOCIATION INC.

SCALE: 1:500 (A1)

| REV | AMENDMENT | DATE | ISSUED BY |
|-----|---|------------|-----------------------------------|
| 05 | DEVELOPMENT APPLICATION: CARPARK ADJUSTMENTS 2 | 12/02/2024 | dstanford |
| 06 | DEVELOPMENT APPLICATION: FIAAI BUILDING EXPANSION AND CARPARK | 16/03/2024 | John Dingemans Daniel Stanford |
| 07 | DEVELOPMENT APPLICATION: CARPARK REMOVED | 30/04/2024 | APPROVED BY: |

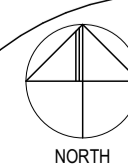
PROPOSED SITE PLAN
 DWG: A105
 REV: 07
 PROJECT: P23029



UNCHANGED:
THE NUMBER OF VEHICLES ENTERING OR EXITING THE SITES WILL NEITHER INCREASE OR DECREASE WITH THE PROPOSED FIAAI BUILDING UPGRADES.

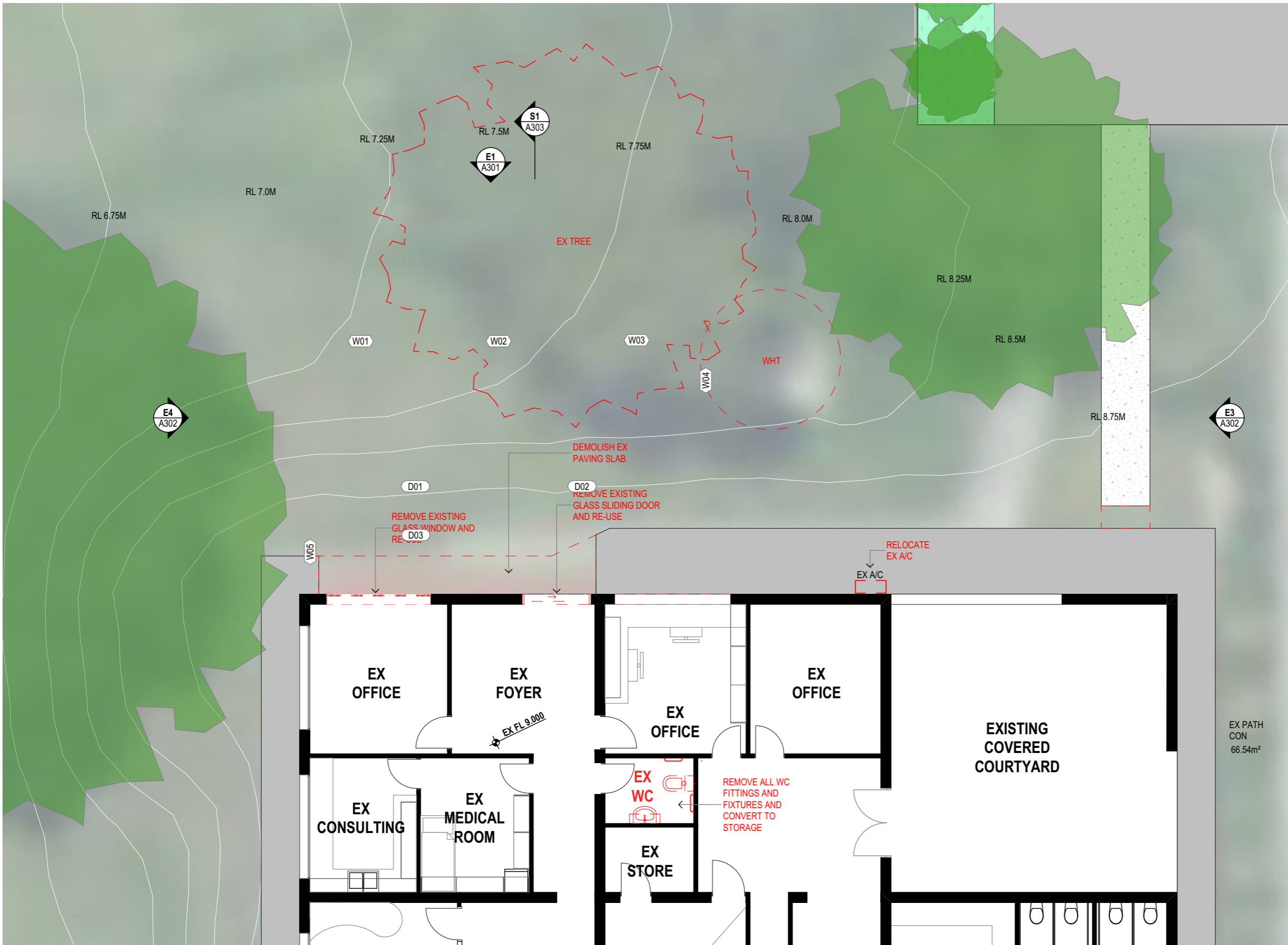


PROPOSED SITE PLAN - CAR PARKING
1:500



| REV | AMENDMENT | DATE | ISSUED BY: |
|-----|---|------------|------------------------------------|
| 01 | DEVELOPMENT APPLICATION: CARPARK | 14/03/2024 | dstanford |
| 02 | DEVELOPMENT APPLICATION: FIAAI BUILDING EXPANSION AND CARPARK | 18/03/2024 | John Dingemans Daniel Standford |
| 03 | DEVELOPMENT APPLICATION: CARPARK REMOVED | 30/03/24 | |





EX. FLOOR AREA: 525.2m²
 EX. DECK AREA: 129m²

SOME ITEMS LISTED BELOW MAY NOT BE APPLICABLE

REFER MATERIALS & FINISHES SCHEDULE FOR FURTHER DETAIL

AIR/C: AIR-CONDITIONING UNIT
 CON: EXPOSED CONCRETE
 D: DOOR
 EX: EXISTING
 RL: RELATIVE LEVEL
 W: WINDOW
 WHT: WATER HARVESTING TANK

DEMOLISHED MATERIALS TO BE DISPOSED OF CORRECTLY

APPROPRIATE SAFETY MEASURES TO BE IMPLEMENTED

REFER TO HEALTH AND SAFETY NOTES FOR FURTHER INFORMATION

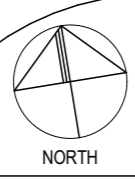
PRODUCTS AND SYSTEMS TO BE INSTALLED AND / OR USED AS PER MANUFACTURER'S INSTRUCTIONS

IMPORTANT
 WORKS ARE TO BE IN ACCORDANCE WITH THE APPLICABLE AUSTRALIAN STANDARDS, CONSTRUCTION CODES (NCC) & REQUIREMENTS OF ANY RELEVANT LOCAL AUTHORITIES

EXISTING GROUND FLOOR / DEMOLITION PLAN 1:100

DEVELOPMENT APPLICATION: FIAAI BUILDING EXPANSION (CT 250577/1) 0m 1m 5m

CBM Sustainable Design
 LTN: 51 York Street, PO Box 1971, Launceston TAS 7250
 HBT: 1 Kyeema Place, Cambridge TAS 7170
 VIC: Level 14, 390 St Kilda Road, Melbourne VIC 3004
 NSW: Impact Centre, 19 Chetwynd Road, Erina NSW 2250
 P: +613 6332 6988 E: info@cbmgroup.com.au A: CC1113Z



FIAAI CENTRE EXPANSION
 16 WEST STREET LADY BARRON TAS 7255
 FLINDERS ISLAND ABORIGINAL ASSOCIATION INC.

SCALE: 1:100 (A3)

| REV | AMENDMENT | DATE |
|-----|---|------------|
| 01 | DEVELOPMENT APPLICATION | 23/11/2023 |
| 02 | DEVELOPMENT APPLICATION: FIAAI BUILDING EXPANSION AND CARPARK | 18/03/2024 |
| 03 | DEVELOPMENT APPLICATION: CARPARK REMOVED | 3/04/2024 |

ISSUED BY: dstanford
 DRAWN BY: John Dingemans, Daniel Stanford
 APPROVED BY:

EXISTING / DEMOLITION GROUND FLOOR A201
 DWG: A201
 PROJECT: P23029
 REV: 03

www.cbmsustainabledesign.com.au
 copyright 2023



| | |
|--|-----------------------------------|
| BAL ASSESSMENT: (AS3959-2018) | N/A |
| NEW FLOOR AREA: | 59.4m ² |
| NEW PAVING AREA: | 11m ² |
| EX FLOOR AREA: | 525.2m ² |
| EX PAVING AREA: | 129m ² |
| SOME ITEMS LISTED BELOW MAY NOT BE APPLICABLE | |
| REFER MATERIALS & FINISHES SCHEDULE FOR FURTHER DETAIL | |
| AIR/C: | AIR-CONDITIONING UNIT |
| B: | BENCH |
| BH: | BULKHEAD |
| BL: | BLOCKWORK |
| BR: | BRICKWORK |
| CUPB: | CUPBOARD |
| CK: | COOK-TOP / COOKER |
| COL: | COLUMN (REFER STRUCTURAL DWGS) |
| CON: | EXPOSED CONCRETE |
| CPT: | CARPET |
| D: | DOOR |
| DP: | DOWNPIPE (REFER PLUMBING PLAN) |
| DY: | DRYER |
| DW: | DISHWASHER |
| EX: | EXISTING |
| F/FR: | FRIDGE / FREEZER |
| FBL: | FIRE BLANKET |
| FC: | FIBRE CEMENT SHEET |
| FE: | FIRE EXTINGUISHER |
| FH: | FIRE HYDRANT |
| FHR: | FIRE HOSE REEL |
| FFL: | FINISHED FLOOR LEVEL |
| FW: | FLOOR WASTE |
| HR: | HANDRAIL / GRAB-RAIL |
| HWC: | HOT WATER CYLINDER |
| OH: | OVERHEAD (STORAGE) |
| PLY: | PLYWOOD SHEET |
| PTY: | PANTRY |
| RL: | RELATIVE LEVEL |
| SHF: | SHELF / SHELVING |
| SHR: | SHOWER |
| SK: | SINK |
| TBR: | TIMBER |
| TLE: | TILE |
| URL: | URINAL |
| VB: | VANITY BASIN |
| VYL: | VINYL |
| W: | WINDOW |
| WC: | TOILET |
| WM: | WASHING MACHINE |
| WO: | WALL-OVEN |
| WT: | WALL TYPE |
| WHT: | WATER HARVESTING TANK |

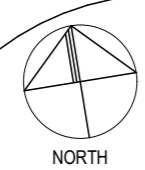
ADJACENT SURFACES TO BE FALLING AWAY FROM BUILDING

PRODUCTS AND SYSTEMS TO BE INSTALLED AND / OR USED AS PER MANUFACTURER'S INSTRUCTIONS

IMPORTANT
WORKS ARE TO BE IN ACCORDANCE WITH THE APPLICABLE AUSTRALIAN STANDARDS, CONSTRUCTION CODES (NCC) & REQUIREMENTS OF ANY RELEVANT LOCAL AUTHORITIES

GROUND FLOOR PLAN: 1:200
1:200

CBM Sustainable Design
LTN: 51 York Street, PO Box 1971, Launceston TAS 7250
HBT: 1 Kyeema Place, Cambridge TAS 7170
VIC: Level 14, 390 St Kilda Road, Melbourne VIC 3004
NSW: Impact Centre, 19 Chetwynd Road, Erina NSW 2250
P: +613 6332 6988 E: info@cbmgroup.com.au A: CC1113Z



FIAAI CENTRE EXPANSION
16 WEST STREET LADY BARRON TAS 7255
FLINDERS ISLAND ABORIGINAL ASSOCIATION INC.

SCALE:
1:200 (A3)

| REV | AMENDMENT | DATE |
|-----|---|------------|
| 01 | DEVELOPMENT APPLICATION | 23/11/2023 |
| 02 | DEVELOPMENT APPLICATION: FIAAI BUILDING EXPANSION AND CARPARK | 18/03/2024 |
| 03 | DEVELOPMENT APPLICATION: CARPARK REMOVED | 3/04/2024 |

ISSUED BY:
dstanford
DRAWN BY:
John Dingemans,
Daniel Stanford
APPROVED BY:

DEVELOPMENT APPLICATION: FIAAI BUILDING EXPANSION (CT 250577/1)



GROUND FLOOR PLAN 1:200
DWG: **A202**
PROJECT: **P23029**
REV: **03**



www.cbmsustainabledesign.com.au
copyright 2023

P: PERSPECTIVE VIEW DIRECTION

NEW BUILDING AREA: 59.4 m²
EXISTING BUILDING AREA: 525.2 m²



BAL ASSESSMENT: N/A (AS3959-2018)

NEW FLOOR AREA: 59.4m²
NEW PAVING AREA: 11m²

EX FLOOR AREA: 525.2m²
EX PAVING AREA: 129m²

SOME ITEMS LISTED BELOW MAY NOT BE APPLICABLE

REFER MATERIALS & FINISHES SCHEDULE FOR FURTHER DETAIL

AIR/C: AIR-CONDITIONING UNIT
B: BENCH
BH: BULKHEAD
BL: BLOCKWORK
BR: BRICKWORK
CUPB: CUPBOARD
CK: COOK-TOP / COOKER
COL: COLUMN (REFER STRUCTURAL DWGS)
CON: EXPOSED CONCRETE
CPT: CARPET
D: DOOR
DP: DOWNPIPE (REFER PLUMBING PLAN)
DY: DRYER
DW: DISHWASHER
EX: EXISTING
F/FR: FRIDGE / FREEZER
FBL: FIRE BLANKET
FC: FIBRE CEMENT SHEET
FE: FIRE EXTINGUISHER
FH: FIRE HYDRANT
FHR: FIRE HOSE REEL
FFL: FINISHED FLOOR LEVEL
FW: FLOOR WASTE
HR: HANDRAIL / GRAB-RAIL
HWC: HOT WATER CYLINDER
OH: OVERHEAD (STORAGE)
PLY: PLYWOOD SHEET
PTY: PANTRY
RL: RELATIVE LEVEL
SHF: SHELF / SHELVING
SHR: SHOWER
SK: SINK
TBR: TIMBER
TLE: TILE
URL: URINAL
VB: VANITY BASIN
VYL: VINYL
W: WINDOW
WC: TOILET
WM: WASHING MACHINE
WO: WALL-OVEN
WT: WALL TYPE
WHT: WATER HARVESTING TANK

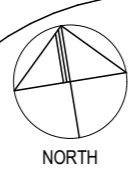
ADJACENT SURFACES TO BE FALLING AWAY FROM BUILDING

PRODUCTS AND SYSTEMS TO BE INSTALLED AND / OR USED AS PER MANUFACTURER'S INSTRUCTIONS

IMPORTANT
WORKS ARE TO BE IN ACCORDANCE WITH THE APPLICABLE AUSTRALIAN STANDARDS, CONSTRUCTION CODES (NCC) & REQUIREMENTS OF ANY RELEVANT LOCAL AUTHORITIES

GROUND FLOOR PLAN: 1:100

CBM Sustainable Design
LTN: 51 York Street, PO Box 1971, Launceston TAS 7250
HBT: 1 Kyeema Place, Cambridge TAS 7170
VIC: Level 14, 390 St Kilda Road, Melbourne VIC 3004
NSW: Impact Centre, 19 Chetwynd Road, Erina NSW 2250
P: +613 6332 6988 E: info@cbmgroup.com.au A: CC1113Z



FIAAI CENTRE EXPANSION
16 WEST STREET LADY BARRON TAS 7255
FLINDERS ISLAND ABORIGINAL ASSOCIATION INC.

SCALE: 1:100 (A3)

| REV | AMENDMENT | DATE | ISSUED BY: |
|-----|---|------------|---------------------------------|
| 05 | DEVELOPMENT APPLICATION: CARPARK ADJUSTMENTS 2 | 12/02/2024 | dstanford |
| 06 | DEVELOPMENT APPLICATION: FIAAI BUILDING EXPANSION AND CARPARK | 18/03/2024 | John Dingemans, Daniel Stanford |
| 07 | DEVELOPMENT APPLICATION: CARPARK REMOVED | 3/04/2024 | APPROVED BY: |

DEVELOPMENT APPLICATION: FIAAI BUILDING EXPANSION (CT 250577/1)



GROUND FLOOR PLAN 1:100
DWG: **A203**
PROJECT: **P23029**
REV: **07**



BAL ASSESSMENT: N/A
(AS3959-2018)

DECK AREA: 11m²

SOME ITEMS LISTED BELOW MAY NOT BE APPLICABLE

REFER MATERIALS & FINISHES SCHEDULE FOR FURTHER DETAIL

- AIR/C: AIR-CONDITIONING UNIT
- COL: COLUMN
(REFER STRUCTURAL DWGS)
- CON: EXPOSED CONCRETE
- DP: DOWNPIPE
(REFER PLUMBING PLAN)
- EX: EXISTING
- FC: FIBRE CEMENT SHEET
- FL: FLASHING
- HR: HANDRAIL / GRAB-RAIL
- HWC: HOT WATER CYLINDER
- MRS: METAL ROOF SHEETING
- PC: POLYCARBONATE SHEET
- PV: PHOTOVOLTAIC PANELS
- RC: RIDGE CAPPING (FLASHING)
- RL: RELATIVE LEVEL
- RV: ROOF VENT
- SS: STAINLESS STEEL
- TLE: TILE

DOWNPIPES TO BE UPVC (SHROUDED IN FINISH MATERIAL AS REQUIRED)

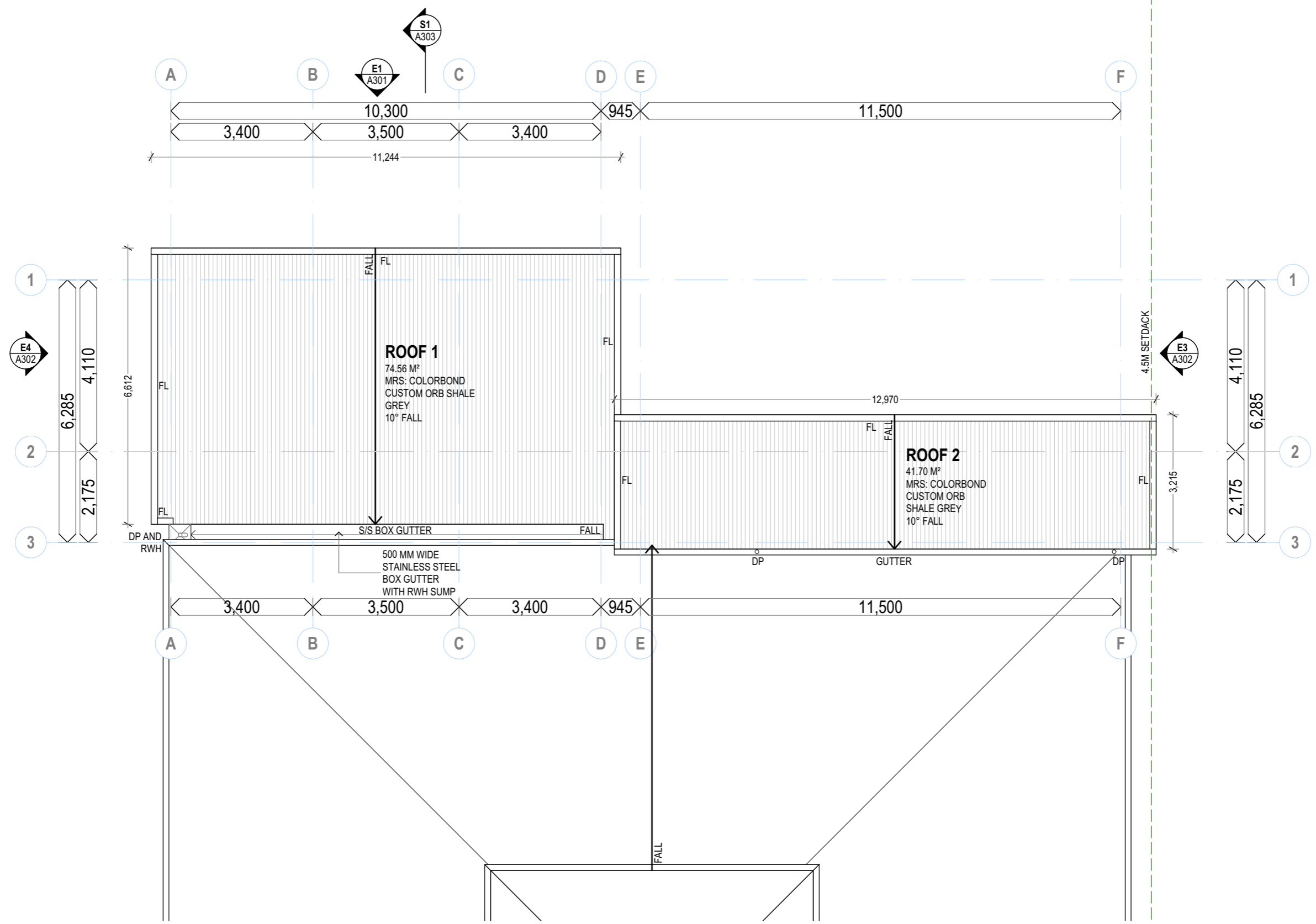
BOX-GUTTERS TO BE STAINLESS STEEL

FLASHINGS AND TRIMS TO BE COLOUR MATCHED (AS POSSIBLE)

MATERIAL FINISHES TO BE SYMPATHETIC TO SITE CONTEXT

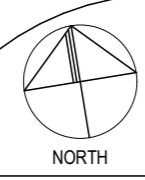
PRODUCTS AND SYSTEMS TO BE INSTALLED AND / OR USED AS PER MANUFACTURER'S INSTRUCTIONS

IMPORTANT
WORKS ARE TO BE IN ACCORDANCE WITH THE APPLICABLE AUSTRALIAN STANDARDS, CONSTRUCTION CODES (NCC) & REQUIREMENTS OF ANY RELEVANT LOCAL AUTHORITIES



ROOF PLAN
1:100

CBM Sustainable Design
LTN: 51 York Street, PO Box 1971, Launceston TAS 7250
HBT: 1 Kyeema Place, Cambridge TAS 7170
VIC: Level 14, 390 St Kilda Road, Melbourne VIC 3004
NSW: Impact Centre, 19 Chetwynd Road, Erina NSW 2250
P: +613 6332 6988 E: info@cbmgroup.com.au A: CC1113Z



FIAAI CENTRE EXPANSION
16 WEST STREET LADY BARRON TAS 7255
FLINDERS ISLAND ABORIGINAL ASSOCIATION INC.

SCALE:
1:100 (A3)

| REV | AMENDMENT | DATE |
|-----|---|------------|
| 02 | SKETCH DESIGN VERSION 2 | 27/09/2023 |
| 03 | DEVELOPMENT APPLICATION | 1/11/2023 |
| 04 | DEVELOPMENT APPLICATION: FIAAI BUILDING EXPANSION AND CARPARK | 18/03/2024 |
| 05 | DEVELOPMENT APPLICATION: CARPARK REMOVED | 3/04/2024 |

ISSUED BY:
dstanford

DRAWN BY:
John Dingemans, Daniel Stanford

APPROVED BY:

ROOF PLAN

DWG: **A205**
PROJECT: **P23029**

REV: **05**



www.cbmsustainabledesign.com.au
copyright 2023

BAL ASSESSMENT: N/A (AS3959-2018)

SITE AREA: 42,592m²
 EX FOOTPRINT: 525.2m²
 NEW FOOTPRINT: 59.4m²
 TOTAL AREA: 584.6m²
 SITE COVERAGE: 1.37%

SOME ITEMS LISTED BELOW MAY NOT BE APPLICABLE

REFER MATERIALS & FINISHES SCHEDULE FOR FURTHER DETAIL

BOLL: BOLLARD
 EX: EXISTING
 FH: FIRE HYDRANT
 FL: FLOOR LEVEL
 MH: MANHOLE
 RL: RELATIVE LEVEL
 SH: SHED / OUTBUILDING
 WHT: WATER HARVESTING TANK

AG: AG-DRAIN
 CL: COMMS LINE
 GS: GAS LINE
 HV: HV POWER LINE
 LV: LV POWER LINE
 SL: SEWER LINE
 SW: STORMWATER
 W: WATER LINE

LEVELS AND DIMENSIONS TO BE CONFIRMED ON SITE

UTILITY CONNECTION LOCATIONS TO BE CONFIRMED ON SITE

SITE ACCESS TO BE PROVIDED WITH APPLICABLE TURNING AND TRANSITION REQUIREMENTS

VEHICLES TO ONLY BE PARKED IN DESIGNATED AREAS

CUT-OFF AND AG-DRAINS TO BE INSTALLED PRIOR TO EXCAVATION OF FOOTINGS

EXCAVATED MATERIAL TO BE PLACED UP-SLOPE OF DRAINS AND SEDIMENT FENCES INSTALLED DOWN-SLOPE OF MATERIAL

EXCAVATED MATERIAL TO BE USED WHERE SITE WORKS REQUIRE FILL. BEFORE EXCESS MATERIAL IS PROPERLY REMOVED FROM SITE

DOWNPIPES TO BE CONNECTED TO RELEVANT SYSTEM AS SOON AS ROOF IS INSTALLED

PRODUCTS AND SYSTEMS TO BE INSTALLED AND / OR USED AS PER MANUFACTURER'S INSTRUCTIONS

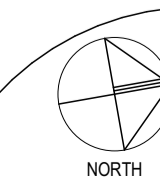
IMPORTANT
 WORKS ARE TO BE IN ACCORDANCE WITH THE APPLICABLE AUSTRALIAN STANDARDS, CONSTRUCTION CODES (NCC) & REQUIREMENTS OF ANY RELEVANT LOCAL AUTHORITIES



PROPOSED CAR PARKING PLAN 1
 1:100

CBM Sustainable Design
 LTN: 51 York Street, PO Box 1971, Launceston TAS 7250
 HQT: 1 Kingsway Place, Cambridge TAS 7170
 VIC: Level 14, 390 St Kilda Road, Melbourne VIC 3004
 NSW: Impact Centre, 19 Chelmsford Road, Erina NSW 2250

P: +613 6332 6988 E: info@cbmgroupp.com.au A: CC11132



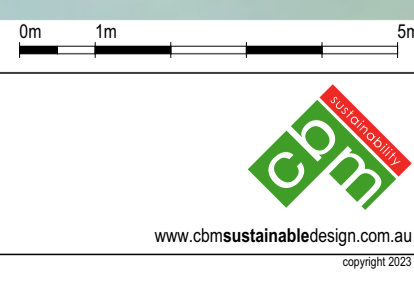
FIAAI CENTRE EXPANSION
 16 WEST STREET LADY BARRON TAS 7255
 FLINDERS ISLAND ABORIGINAL ASSOCIATION INC.

SCALE: 1:100 (A1)

| REV | AMENDMENT | DATE | ISSUED BY |
|-----|---|------------|-----------------------------------|
| 00 | DEVELOPMENT APPLICATION: CARPARK ADJUSTMENTS 2 | 12/02/2024 | dstanford |
| 01 | DEVELOPMENT APPLICATION: FIAAI BUILDING EXPANSION AND CARPARK | 16/03/2024 | John Dingemans Daniel Stanford |
| 04 | DEVELOPMENT APPLICATION: CARPARK REMOVED | 30/04/2024 | APPROVED BY: |

DEVELOPMENT APPLICATION: FIAAI BUILDING EXPANSION (CT 250577/1)

PROPOSED CAR PARKING PLAN 1
 DWG: A206
 REV: 04
 PROJECT: P23029



COLOUR LEGEND:

- C1** COLOUR 1 - DULUX REDDY BROWN
- C2** COLOUR 2 - DULUX HAPPY
- C3** COLOUR 3 - COLORBOND SOUTHERLY
- C4** COLOUR 4 - COLORBOND NIGHT SKY

BAL ASSESSMENT: N/A
(AS3959-2018)

SOME ITEMS LISTED BELOW MAY NOT BE APPLICABLE

REFER MATERIALS & FINISHES SCHEDULE FOR FURTHER DETAIL

- AIR/C: AIR-CONDITIONING UNIT
- ACP: ALUMINIUM COMP. PANEL (ALUCOBOND 'PLUS' OR 'A2' ONLY)
- B: BENCH
- BH: BULKHEAD
- BOL: BOLLARD
- BL: BLOCKWORK
- BR: BRICKWORK
- CUPB: CUPBOARD
- CL: CEILING LEVEL
- COL: COLUMN (REFER STRUCTURAL DWGS)
- CON: EXPOSED CONCRETE
- D: DOOR
- DP: DOWNPIPE (REFER PLUMBING PLAN)
- EX: EXISTING
- FC: FIBRE CEMENT SHEET
- FL: FLOOR LEVEL
- FPB: FIRE RESISTANT P'BOARD
- HR: HANDRAIL / GRAB-RAIL
- HWC: HOT WATER CYLINDER
- MRS: METAL ROOF SHEETING
- MWS: METAL WALL SHEETING
- NGL: NATURAL GROUND LINE
- OH: OVERHEAD (STORAGE)
- PB: PLASTERBOARD
- PC: POLYCARBONATE SHEET
- PLY: PLYWOOD SHEET
- PV: PHOTOVOLTAIC PANELS
- RL: RELATIVE LEVEL
- SHF: SHELF / SHELVING
- SH: SHED / OUTBUILDING
- SS: STAINLESS STEEL
- TBR: TIMBER
- TLE: TILE
- VYL: VINYL
- W: WINDOW
- WDH: WOOD-HEATER / FIRE
- WPB: WATER RESISTANT P'BOARD
- WHT: WATER HARVESTING TANK

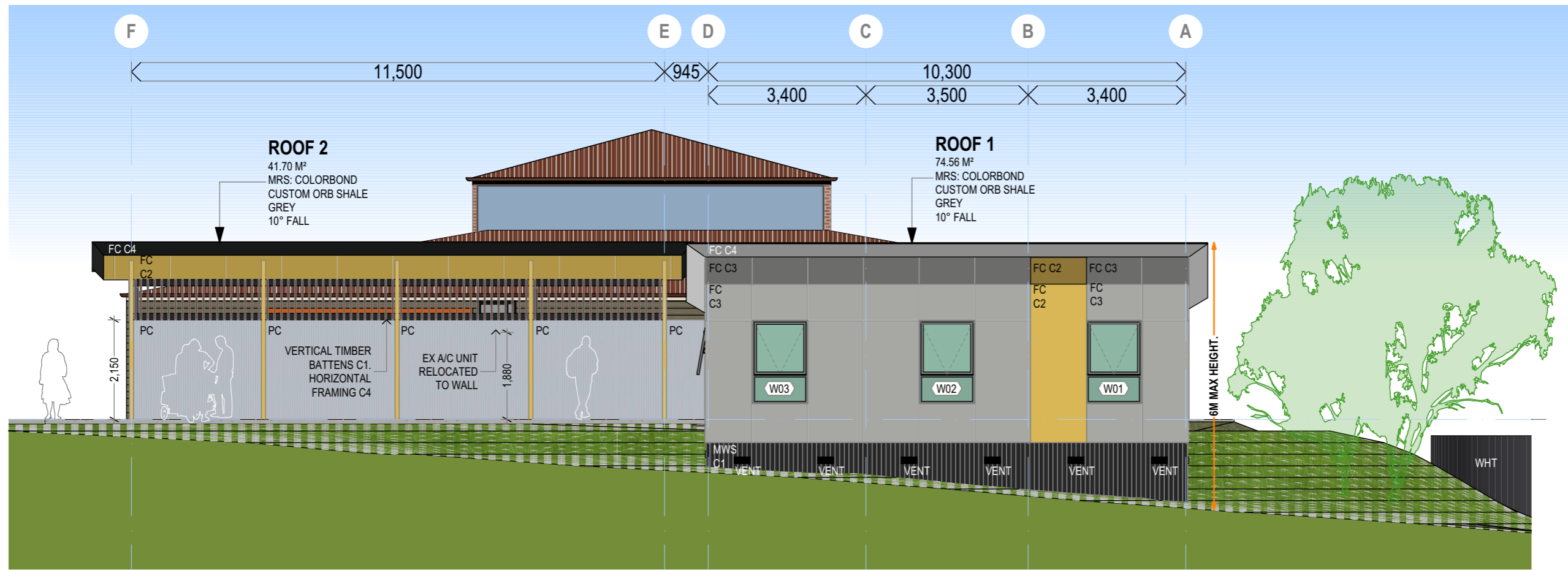
ADJACENT SURFACES TO BE FALLING AWAY FROM BUILDING

FLASHINGS AND TRIMS TO BE COLOUR MATCHED (AS POSSIBLE)

MATERIAL FINISHES TO BE SYMPATHETIC TO SITE CONTEXT

PRODUCTS AND SYSTEMS TO BE INSTALLED AND / OR USED AS PER MANUFACTURER'S INSTRUCTIONS

IMPORTANT
WORKS ARE TO BE IN ACCORDANCE WITH THE APPLICABLE AUSTRALIAN STANDARDS, CONSTRUCTION CODES (NCC) & REQUIREMENTS OF ANY RELEVANT LOCAL AUTHORITIES



E1 NORTH ELEVATION
1:100

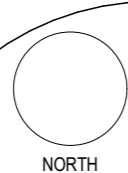
DEVELOPMENT APPLICATION: FIAAI BUILDING EXPANSION
(CT 250577/1)

0m 1m 5m

CBM Sustainable Design

LTN: 51 York Street, PO Box 1971, Launceston TAS 7250
HBT: 1 Kyeema Place, Cambridge TAS 7170
VIC: Level 14, 390 St Kilda Road, Melbourne VIC 3004
NSW: Impact Centre, 19 Chetwynd Road, Erina NSW 2250

P: +613 6332 6988 E: info@cbmgroup.com.au A: CC1113Z



FIAAI CENTRE EXPANSION

16 WEST STREET LADY BARRON TAS 7255
FLINDERS ISLAND ABORIGINAL ASSOCIATION INC.

SCALE:
1:100 (A3)

| REV | AMENDMENT | DATE |
|-----|---|------------|
| 02 | SKETCH DESIGN VERSION 2 | 27/09/2023 |
| 03 | DEVELOPMENT APPLICATION | 1/11/2023 |
| 04 | DEVELOPMENT APPLICATION: FIAAI BUILDING EXPANSION AND CARPARK | 18/03/2024 |
| 05 | DEVELOPMENT APPLICATION: CARPARK REMOVED | 3/04/2024 |

ISSUED BY:
dstanford

DRAWN BY:
John Dingemans, Daniel Stanford

APPROVED BY:

ELEVATIONS

DWG: **A301**
PROJECT: **P23029**

REV: **05**




www.cbmsustainabledesign.com.au

copyright 2023

COLOUR LEGEND:

- C1** COLOUR 1 - DULUX REDDY BROWN
- C2** COLOUR 2 - DULUX HAPPY
- C3** COLOUR 3 - COLORBOND SOUTHERLY
- C4** COLOUR 4 - COLORBOND NIGHT SKY



E3 EAST ELEVATION
1:100

- BAL ASSESSMENT: N/A (AS3959-2018)
- SOME ITEMS LISTED BELOW MAY NOT BE APPLICABLE
- REFER MATERIALS & FINISHES SCHEDULE FOR FURTHER DETAIL
- AIR/C: AIR-CONDITIONING UNIT
 ACP: ALUMINIUM COMP. PANEL (ALUCOBOND 'PLUS' OR 'A2' ONLY)
 B: BENCH
 BH: BULKHEAD
 BOL: BOLLARD
 BL: BLOCKWORK
 BR: BRICKWORK
 CUPB: CUPBOARD
 CL: CEILING LEVEL
 COL: COLUMN (REFER STRUCTURAL DWGS)
 CON: EXPOSED CONCRETE
 D: DOOR
 DP: DOWNPIPE (REFER PLUMBING PLAN)
 EX: EXISTING
 FC: FIBRE CEMENT SHEET
 FL: FLOOR LEVEL
 FPB: FIRE RESISTANT P'BOARD
 HR: HANDRAIL / GRAB-RAIL
 HWC: HOT WATER CYLINDER
 MRS: METAL ROOF SHEETING
 MWS: METAL WALL SHEETING
 NGL: NATURAL GROUND LINE
 OH: OVERHEAD (STORAGE)
 PB: PLASTERBOARD
 PC: POLYCARBONATE SHEET
 PLY: PLYWOOD SHEET
 PV: PHOTOVOLTAIC PANELS
 RL: RELATIVE LEVEL
 SHF: SHELF / SHELVING
 SH: SHED / OUTBUILDING
 SS: STAINLESS STEEL
 TBR: TIMBER
 TLE: TILE
 VYL: VINYL
 W: WINDOW
 WDH: WOOD-HEATER / FIRE
 WPB: WATER RESISTANT P'BOARD
 WHT: WATER HARVESTING TANK
- ADJACENT SURFACES TO BE FALLING AWAY FROM BUILDING
- FLASHINGS AND TRIMS TO BE COLOUR MATCHED (AS POSSIBLE)
- MATERIAL FINISHES TO BE SYMPATHETIC TO SITE CONTEXT
- PRODUCTS AND SYSTEMS TO BE INSTALLED AND / OR USED AS PER MANUFACTURER'S INSTRUCTIONS
- IMPORTANT**
 WORKS ARE TO BE IN ACCORDANCE WITH THE APPLICABLE AUSTRALIAN STANDARDS, CONSTRUCTION CODES (NCC) & REQUIREMENTS OF ANY RELEVANT LOCAL AUTHORITIES



E4 WEST ELEVATION
1:100

CBM Sustainable Design
 LTN: 51 York Street, PO Box 1971, Launceston TAS 7250
 HBT: 1 Kyeema Place, Cambridge TAS 7170
 VIC: Level 14, 390 St Kilda Road, Melbourne VIC 3004
 NSW: Impact Centre, 19 Chetwynd Road, Erina NSW 2250
 P: +613 6332 6988 E: info@cbmgroup.com.au A: CC1113Z

FIAAI CENTRE EXPANSION
 16 WEST STREET LADY BARRON TAS 7255
 FLINDERS ISLAND ABORIGINAL ASSOCIATION INC.

SCALE: **1:100 (A3)**

| REV | AMENDMENT | DATE |
|-----|---|------------|
| 02 | SKETCH DESIGN VERSION 2 | 27/09/2023 |
| 03 | DEVELOPMENT APPLICATION | 1/11/2023 |
| 04 | DEVELOPMENT APPLICATION: FIAAI BUILDING EXPANSION AND CARPARK | 18/03/2024 |
| 05 | DEVELOPMENT APPLICATION: CARPARK REMOVED | 3/04/2024 |

ISSUED BY:
dstanford

DRAWN BY:
John Dingemans, Daniel Stanford

APPROVED BY:

ELEVATIONS

DWG: **A302**

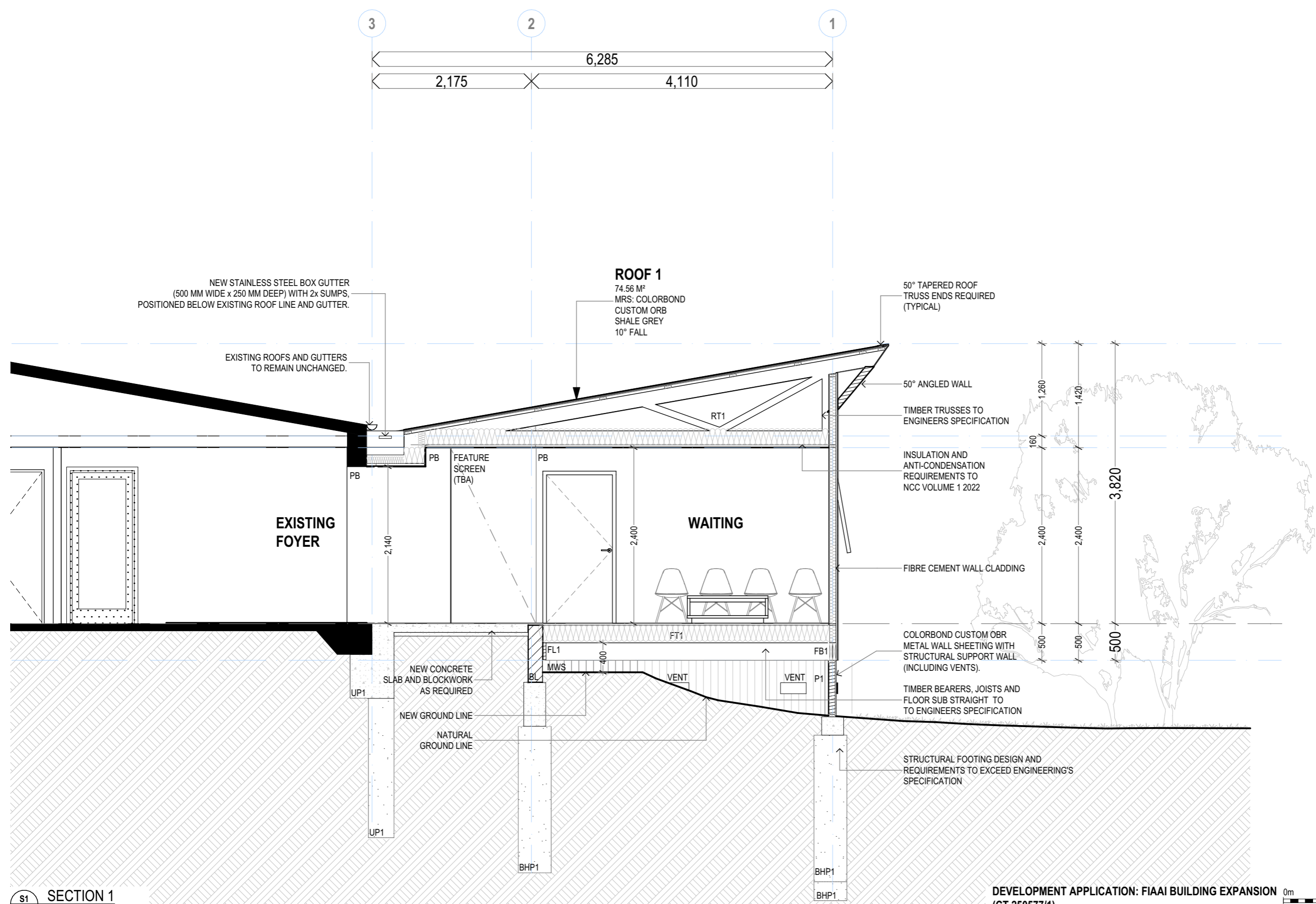
PROJECT: **P23029**

REV: **05**



www.cbmsustainabledesign.com.au

- BAL ASSESSMENT: N/A (AS3959-2018)
- SOME ITEMS LISTED BELOW MAY NOT BE APPLICABLE
- REFER MATERIALS & FINISHES SCHEDULE FOR FURTHER DETAIL
- AIR/C: AIR-CONDITIONING UNIT
 ACP: ALUMINIUM COMP. PANEL (ALUCOBOND 'PLUS' OR 'A2' ONLY)
 B: BENCH
 BH: BULKHEAD
 BOL: BOLLARD
 BL: BLOCKWORK
 BR: BRICKWORK
 CUPB: CUPBOARD
 CL: CEILING LEVEL
 COL: COLUMN (REFER STRUCTURAL DWGS)
 CON: EXPOSED CONCRETE
 D: DOOR
 DP: DOWNPIPE (REFER PLUMBING PLAN)
 EX: EXISTING
 FC: FIBRE CEMENT SHEET
 FL: FLOOR LEVEL
 FPB: FIRE RESISTANT P'BOARD
 HR: HANDRAIL / GRAB-RAIL
 HWC: HOT WATER CYLINDER
 MRS: METAL ROOF SHEETING
 MWS: METAL WALL SHEETING
 NGL: NATURAL GROUND LINE
 OH: OVERHEAD (STORAGE)
 PB: PLASTERBOARD
 PC: POLYCARBONATE SHEET
 PLY: PLYWOOD SHEET
 PV: PHOTOVOLTAIC PANELS
 RL: RELATIVE LEVEL
 SHF: SHELF / SHELVING
 SH: SHED / OUTBUILDING
 SS: STAINLESS STEEL
 TBR: TIMBER
 TLE: TILE
 VYL: VINYL
 W: WINDOW
 WDH: WOOD-HEATER / FIRE
 WPB: WATER RESISTANT P'BOARD
 WHT: WATER HARVESTING TANK
- ADJACENT SURFACES TO BE FALLING AWAY FROM BUILDING
- FLASHINGS AND TRIMS TO BE COLOUR MATCHED (AS POSSIBLE)
- MATERIAL FINISHES TO BE SYMPATHETIC TO SITE CONTEXT
- PRODUCTS AND SYSTEMS TO BE INSTALLED AND / OR USED AS PER MANUFACTURER'S INSTRUCTIONS
- IMPORTANT**
 WORKS ARE TO BE IN ACCORDANCE WITH THE APPLICABLE AUSTRALIAN STANDARDS, CONSTRUCTION CODES (NCC) & REQUIREMENTS OF ANY RELEVANT LOCAL AUTHORITIES



SECTION 1
 1:50

CBM Sustainable Design

LTN: 51 York Street, PO Box 1971, Launceston TAS 7250
 HBT: 1 Kyeema Place, Cambridge TAS 7170
 VIC: Level 14, 390 St Kilda Road, Melbourne VIC 3004
 NSW: Impact Centre, 19 Chetwynd Road, Erina NSW 2250

P: +613 6332 6988 E: info@cbmgroup.com.au A: CC1113Z

FIAAI CENTRE EXPANSION

16 WEST STREET LADY BARRON TAS 7255

FLINDERS ISLAND ABORIGINAL ASSOCIATION INC.

SCALE:
1:50 (A3)

| REV | AMENDMENT | DATE |
|-----|---|------------|
| 01 | SKETCH DESIGN VERSION 2 | 27/09/2023 |
| 02 | DEVELOPMENT APPLICATION | 1/11/2023 |
| 03 | DEVELOPMENT APPLICATION: FIAAI BUILDING EXPANSION AND CARPARK | 18/03/2024 |
| 04 | DEVELOPMENT APPLICATION: CARPARK REMOVED | 3/04/2024 |

ISSUED BY:
dstanford

DRAWN BY:
John Dingemans, Daniel Stanford

APPROVED BY:

SECTION 1

DWG: **A303**

PROJECT: **P23029**

REV: **04**

0m 500mm 2.5m

cbm sustainable design

www.cbmsustainabledesign.com.au

copyright 2023



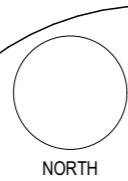
P1 EXTERIOR PERSPECTIVE 1

DEVELOPMENT APPLICATION: FIAAI BUILDING EXPANSION
(CT 250577/1)

CBM Sustainable Design

LTN: 51 York Street, PO Box 1971, Launceston TAS 7250
HBT: 1 Kyeema Place, Cambridge TAS 7170
VIC: Level 14, 390 St Kilda Road, Melbourne VIC 3004
NSW: Impact Centre, 19 Chetwynd Road, Erina NSW 2250

P: +613 6332 6988 E: info@cbmgroup.com.au A: CC1113Z



FIAAI CENTRE EXPANSION

16 WEST STREET LADY BARRON TAS 7255

FLINDERS ISLAND ABORIGINAL ASSOCIATION INC.

SCALE:
(A3)

| REV | AMENDMENT | DATE |
|-----|---|------------|
| 02 | SKETCH DESIGN VERSION 2 | 27/09/2023 |
| 03 | DEVELOPMENT APPLICATION | 1/11/2023 |
| 04 | DEVELOPMENT APPLICATION: FIAAI BUILDING EXPANSION AND CARPARK | 18/03/2024 |
| 05 | DEVELOPMENT APPLICATION: CARPARK REMOVED | 3/04/2024 |

| ISSUED BY: | DRAWN BY: | APPROVED BY: |
|------------|------------------------------------|--------------|
| dstanford | John Dingemans, Daniel Stanford | |

PERSPECTIVE VIEW

DWG: **A701**

PROJECT: **P23029**

REV: **05**



www.cbmsustainabledesign.com.au



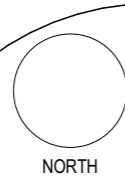
P2 EXTERIOR PERSPECTIVE 2

DEVELOPMENT APPLICATION: FIAAI BUILDING EXPANSION
(CT 250577/1)

CBM Sustainable Design

LTN: 51 York Street, PO Box 1971, Launceston TAS 7250
HBT: 1 Kyeema Place, Cambridge TAS 7170
VIC: Level 14, 390 St Kilda Road, Melbourne VIC 3004
NSW: Impact Centre, 19 Chetwynd Road, Erina NSW 2250

P: +613 6332 6988 E: info@cbmgroup.com.au A: CC1113Z



FIAAI CENTRE EXPANSION

16 WEST STREET LADY BARRON TAS 7255

FLINDERS ISLAND ABORIGINAL ASSOCIATION INC.

SCALE:
(A3)

| REV | AMENDMENT | DATE |
|-----|---|------------|
| 02 | SKETCH DESIGN VERSION 2 | 27/09/2023 |
| 03 | DEVELOPMENT APPLICATION | 1/11/2023 |
| 04 | DEVELOPMENT APPLICATION: FIAAI BUILDING EXPANSION AND CARPARK | 18/03/2024 |
| 05 | DEVELOPMENT APPLICATION: CARPARK REMOVED | 3/04/2024 |

| |
|---|
| ISSUED BY: dstanford |
| DRAWN BY: John Dingemans, Daniel Stanford |
| APPROVED BY: |

PERSPECTIVE VIEW

DWG: **A702**
PROJECT: **P23029**

REV: **05**



www.cbmsustainabledesign.com.au



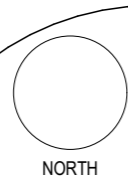
P3 EXTERIOR PERSPECTIVE 3

DEVELOPMENT APPLICATION: FIAAI BUILDING EXPANSION
(CT 250577/1)

CBM Sustainable Design

LTN: 51 York Street, PO Box 1971, Launceston TAS 7250
HBT: 1 Kyeema Place, Cambridge TAS 7170
VIC: Level 14, 390 St Kilda Road, Melbourne VIC 3004
NSW: Impact Centre, 19 Chetwynd Road, Erina NSW 2250

P: +613 6332 6988 E: info@cbmgroup.com.au A: CC1113Z



FIAAI CENTRE EXPANSION

16 WEST STREET LADY BARRON TAS 7255

FLINDERS ISLAND ABORIGINAL ASSOCIATION INC.

SCALE:
(A3)

| REV | AMENDMENT | DATE |
|-----|---|------------|
| 02 | SKETCH DESIGN VERSION 2 | 27/09/2023 |
| 03 | DEVELOPMENT APPLICATION | 1/11/2023 |
| 04 | DEVELOPMENT APPLICATION: FIAAI BUILDING EXPANSION AND CARPARK | 18/03/2024 |
| 05 | DEVELOPMENT APPLICATION: CARPARK REMOVED | 3/04/2024 |

| ISSUED BY: | DRAWN BY: | APPROVED BY: |
|------------|------------------------------------|--------------|
| dstanford | John Dingemans, Daniel Stanford | |

PERSPECTIVE VIEW

DWG: **A703**
PROJECT: **P23029**

REV: **05**



www.cbmsustainabledesign.com.au



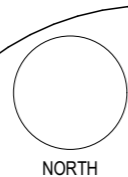
P4 EXTERIOR PERSPECTIVE 4

DEVELOPMENT APPLICATION: FIAAI BUILDING EXPANSION
(CT 250577/1)

CBM Sustainable Design

LTN: 51 York Street, PO Box 1971, Launceston TAS 7250
 HBT: 1 Kyeema Place, Cambridge TAS 7170
 VIC: Level 14, 390 St Kilda Road, Melbourne VIC 3004
 NSW: Impact Centre, 19 Chetwynd Road, Erina NSW 2250

P: +613 6332 6988 E: info@cbmgroup.com.au A: CC1113Z



FIAAI CENTRE EXPANSION

16 WEST STREET LADY BARRON TAS 7255

FLINDERS ISLAND ABORIGINAL ASSOCIATION INC.

SCALE:
(A3)

| REV | AMENDMENT | DATE |
|-----|---|------------|
| 02 | SKETCH DESIGN VERSION 2 | 27/09/2023 |
| 03 | DEVELOPMENT APPLICATION | 1/11/2023 |
| 04 | DEVELOPMENT APPLICATION: FIAAI BUILDING EXPANSION AND CARPARK | 18/03/2024 |
| 05 | DEVELOPMENT APPLICATION: CARPARK REMOVED | 3/04/2024 |

| |
|---|
| ISSUED BY: dstanford |
| DRAWN BY: John Dingemans, Daniel Stanford |
| APPROVED BY: |

PERSPECTIVE VIEW

DWG: **A704**
PROJECT: **P23029**

REV: **05**



www.cbmsustainabledesign.com.au



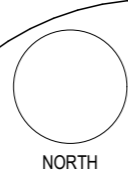
P5 INTERIOR PERSPECTIVE 5

DEVELOPMENT APPLICATION: FIAAI BUILDING EXPANSION
(CT 250577/1)

CBM Sustainable Design

LTN: 51 York Street, PO Box 1971, Launceston TAS 7250
HBT: 1 Kyeema Place, Cambridge TAS 7170
VIC: Level 14, 390 St Kilda Road, Melbourne VIC 3004
NSW: Impact Centre, 19 Chetwynd Road, Erina NSW 2250

P: +613 6332 6988 E: info@cbmgroup.com.au A: CC1113Z



FIAAI CENTRE EXPANSION

16 WEST STREET LADY BARRON TAS 7255

FLINDERS ISLAND ABORIGINAL ASSOCIATION INC.

SCALE:
(A3)

| REV | AMENDMENT | DATE |
|-----|---|------------|
| 02 | SKETCH DESIGN VERSION 2 | 27/09/2023 |
| 03 | DEVELOPMENT APPLICATION | 1/11/2023 |
| 04 | DEVELOPMENT APPLICATION: FIAAI BUILDING EXPANSION AND CARPARK | 18/03/2024 |
| 05 | DEVELOPMENT APPLICATION: CARPARK REMOVED | 3/04/2024 |

| ISSUED BY: | DRAWN BY: | APPROVED BY: |
|------------|------------------------------------|--------------|
| dstanford | John Dingemans, Daniel Stanford | |

PERSPECTIVE VIEW

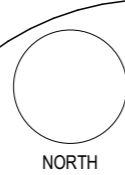
DWG: **A705**
PROJECT: **P23029**

REV: **05**





CPP2 WEST STREET PARKING PERSPECTIVE 2



FIAAI CENTRE EXPANSION

16 WEST STREET LADY BARRON TAS 7255

FLINDERS ISLAND ABORIGINAL ASSOCIATION INC.

SCALE:
1:200 (A3)

| REV | AMENDMENT | DATE |
|-----|---|------------|
| 01 | DEVELOPMENT APPLICATION: CARPARK ADJUSTMENTS 2 | 12/02/2024 |
| 02 | DEVELOPMENT APPLICATION: CARPARK | 14/03/2024 |
| 03 | DEVELOPMENT APPLICATION: FIAAI BUILDING EXPANSION AND CARPARK | 18/03/2024 |
| 04 | DEVELOPMENT APPLICATION: CARPARK REMOVED | 3/04/2024 |

DEVELOPMENT APPLICATION: FIAAI BUILDING EXPANSION
(CT 250577/1)

| |
|---|
| ISSUED BY: dstanford |
| DRAWN BY: John Dingemans, Daniel Stanford |
| APPROVED BY: |

CAR PARKING PERSPECTIVE 1

DWG: **A706**

PROJECT: **P23029**

REV: **04**



